


AXXAIR's orbital cutting

AXXAIR
INNOVATIVE ORBITAL SOLUTIONS

Tube preparation is essential to be able to have quality welding.

An orbital cutting machine allows a cut of high quality thanks to **the saw blade that is turning around the tube.**

The geometry of the thin wall tubes remains, therefore, intact : no tube distortion when clamping (stainless steel concentric jaws) and no deformation due to repetitiveness as the blade follows the tube section.

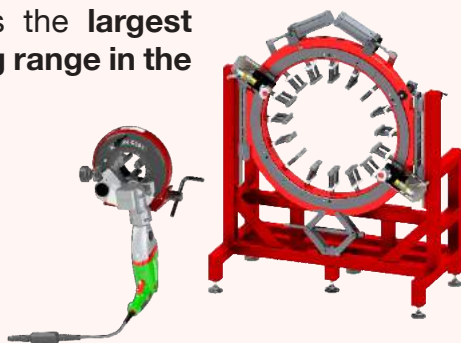


This precision is required for the welding machine to be able to close the seam and to make an adequate welding sealing.

Therefore, orbital cutting is an essential step before automatic welding.

AXXAIR offers the **largest orbital cutting range in the world !**

11 different models to cut tubes from diameter 5 to 1100 mm !



FLEXIBILITY, PRODUCTIVITY



AXXAIR frames (except CC81, CC121ECO and 171ECO) are easily scalable for beveling and welding use.

QUALITY

Cutting with no tube distortion (multi-contacts concentric clamping) ideal for thin wall stainless steel tubes. Geometric cuts (perpendicular cuts <0,25 mm) and a great surface quality (limited burring).

PORTABILITY

Machines easy to carry and move, can be used both on site or in workshop. Ideal preparation for thin stainless steel tubes.



Please do not hesitate to contact us for all enquiries relating to orbital cutting technology.

We will be glad to share our know-how with you and to devise a solution that best meets your needs!

Join **experience**



NEW PRODUCTS in the orbital cutting range CCx22

Customer satisfaction and our continuous improvement policy have led our developers to redesign part of our cutting programme. The aim is to provide easier and stronger clamping and sealing against chip. The level of quality is higher than ever and stability has been improved.



Robustness

Easy Handling
Introduction of a lifting eye for use in a workshop or on site.

A more effective clamping system (+30%) with an endless screw engaging directly with the cam lock.

Easy maintenance and inspection

The internal clamping components are lubricated using a greaser

Quick access to the screw beneath the internal cowling

A perfect sealing against chips

An improved system of sealing against chip


All rotating parts are incorporated in the body



122 - 172 - 222 - 322



AXXAIR
INNOVATIVE ORBITAL SOLUTIONS



No tube distortion

Concentric clamping



Stainless steel basic and auxiliary jaws as standard

Cutting quality

Rotation handle for controlled and continuous cutting speed

Uptake


Dual output cutting motor with 2 blade positions

Cutting precision

Perpendicularity of < 0.25 mm

Reduced vibration and increased blade life

Optimised blade to jaw distance



1200W motor or pneumatic motor (as required)

Cutting capacity: Up to 7 mm wall thickness


Scalability

Can be transformed into an orbital bevelling and welding machine

Continuous use

Electric rotary seal with anti-twist cable

Easy handling and transportation



Cutting range	
122	ø5 - ø119 mm 0.25" - 4.5 "
172	ø16 - ø173 mm 0.625" - 6.625 "
222	ø55 - ø228 mm 2.375" - 8.625 "
322	ø141 - ø328 mm 5.563" - 12.750 "



122- 172 - 222- 322



Technical features:

- Fast speed motor:

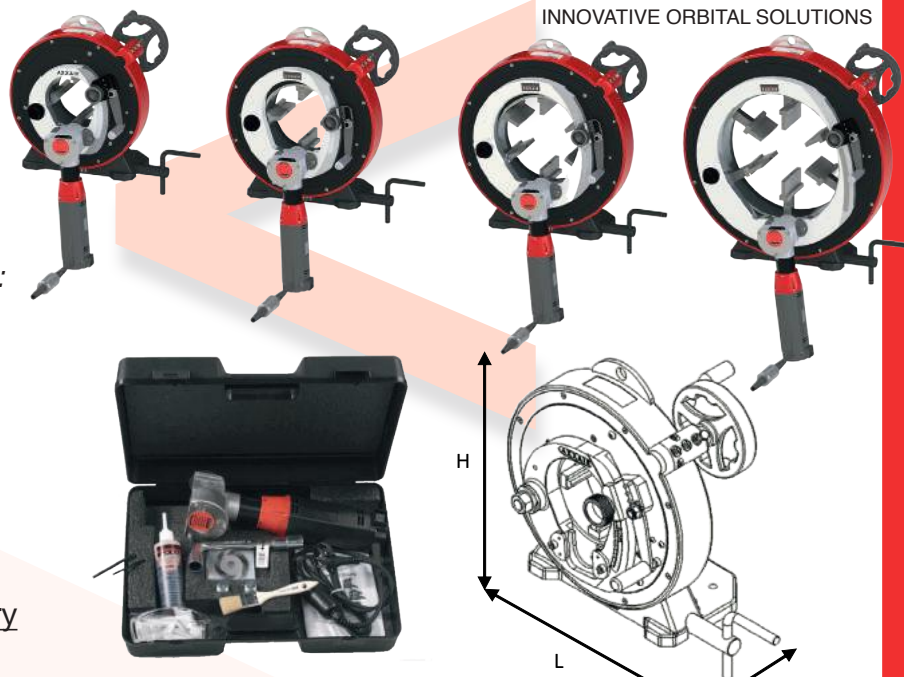
120V or 230V, 1200W, electronic speed variator with cutting compensator

Vibration level according to EN 28662 norm : <math>< 2.5m/s^2</math>, protection class : IP 20

- Pneumatic motor:

60 to 110 rpm, air flow rate 1500 l/min at 6 bar.

All motors are supplied in their own individual cases, including the necessary tools



	Product Code	Tube cutting machine for the following diameters (in mm):		Net weight	Customs Code	Dimensions (HxLxw in mm)
		With basic jaws	With extra jaws (included)			
120V 1200W fast motor	NEW 122FS19	Ø29 - Ø119	Ø5 - Ø99	44 kg	846150 9000	443 x 541 x 304
	NEW 172FS19	Ø74 - Ø173	Ø16 - Ø116	51 kg		493 x 566 x 304
	NEW 222FS19	Ø128 - Ø228	Ø55 - Ø155	59 kg		548 x 594 x 304
	NEW 322FS19	Ø230 - Ø328	Ø141 - Ø239	71 kg		649 x 644 x 304
230V 1200W fast motor	NEW 122FS29	Ø29 - Ø119	Ø5 - Ø99	44 kg	846150 9000	443 x 541 x 304
	NEW 172FS29	Ø74 - Ø173	Ø16 - Ø116	51 kg		493 x 566 x 304
	NEW 222FS29	Ø128 - Ø228	Ø55 - Ø155	59 kg		548 x 594 x 304
	NEW 322FS29	Ø230 - Ø328	Ø141 - Ø239	71 kg		649 x 644 x 304
Pneu- matic motor	NEW 122PD	Ø29 - Ø119	Ø5 - Ø99	44 kg	846150 9000	443 x 541 x 304
	NEW 172PD	Ø74 - Ø173	Ø16 - Ø116	51 kg		493 x 566 x 304
	NEW 222PD	Ø128 - Ø228	Ø55 - Ø155	59 kg		548 x 594 x 304
	NEW 322PD	Ø230 - Ø328	Ø141 - Ø239	71 kg		649 x 644 x 304



Join experience

